



GLOBAL OPPORTUNITIES

SUMMARY

INTERNATIONAL MARKETS
MARKET INTELLIGENCE

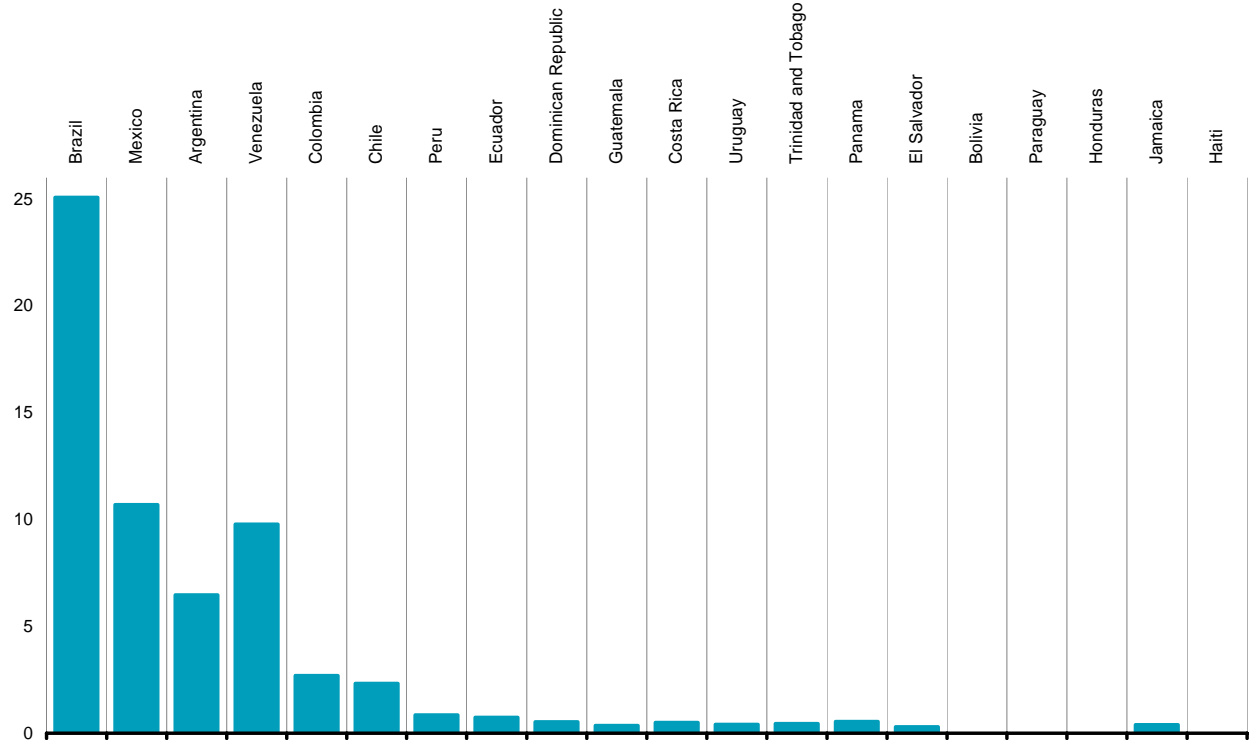
September 2009

2008
Gross Domestic Product
(in billion USD)

1,666	1143	339	332	250	181	131	55	46	36	30	28	25	23	22	19	16	14	13	7
-------	------	-----	-----	-----	-----	-----	----	----	----	----	----	----	----	----	----	----	----	----	---

INSURANCE MARKET

2008
Non-Life Direct Gross Written Premiums
(in billion USD)



Market Intelligence based on: IMF, Statistics, (April 2009); www.imf.org; Sigma, Non-Life Data, (2009); www.swissre.com; * figures unavailable

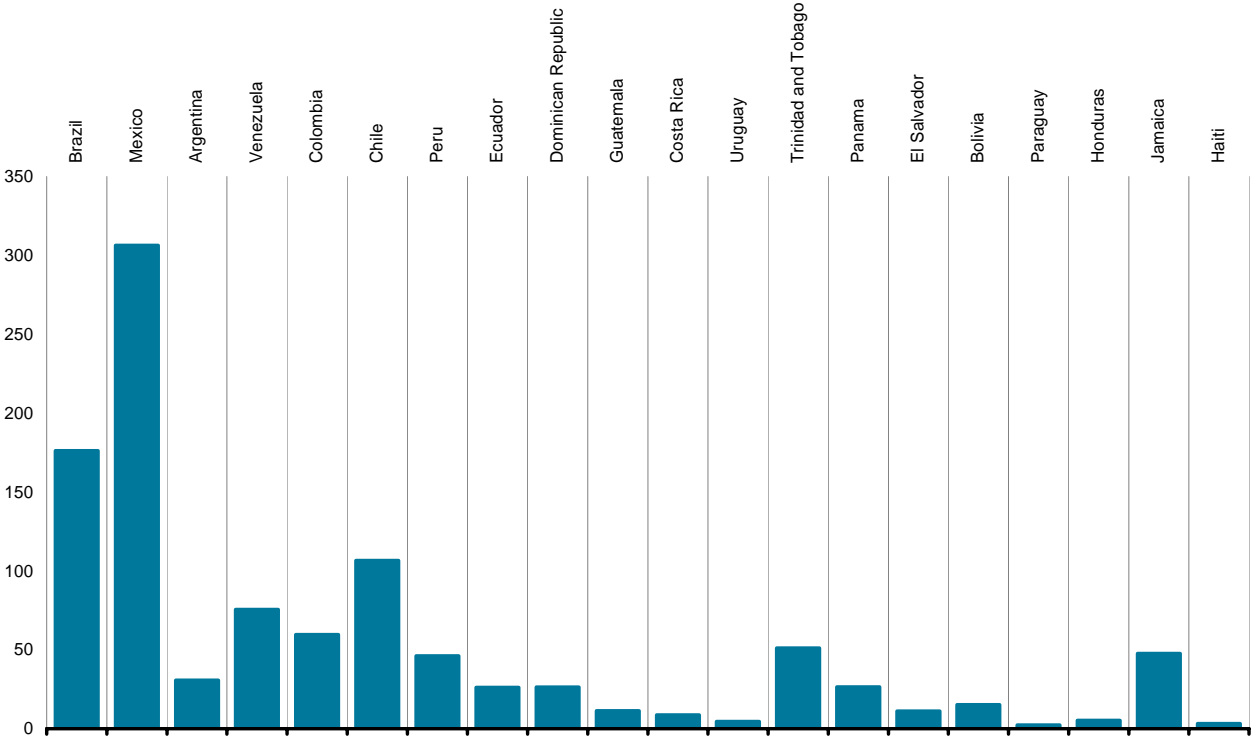
2008
Lloyd's Penetration
(as % of total ins. market)

2008 LLOYD'S PENETRATION (=Lloyd's Total GWP divided by Total Insurance Market GWP)

0.7	2.9	0.5	0.8	2.2	4.6	5.4	3.5	5.0	3.2	1.7	1.1	11.6	4.8	3.8	N/A	N/A	N/A	12.1	N/A
-----	-----	-----	-----	-----	-----	-----	-----	-----	-----	-----	-----	------	-----	-----	-----	-----	-----	------	-----

LLOYD'S

2008
Lloyd's Total Gross Written Premiums
(in million USD)

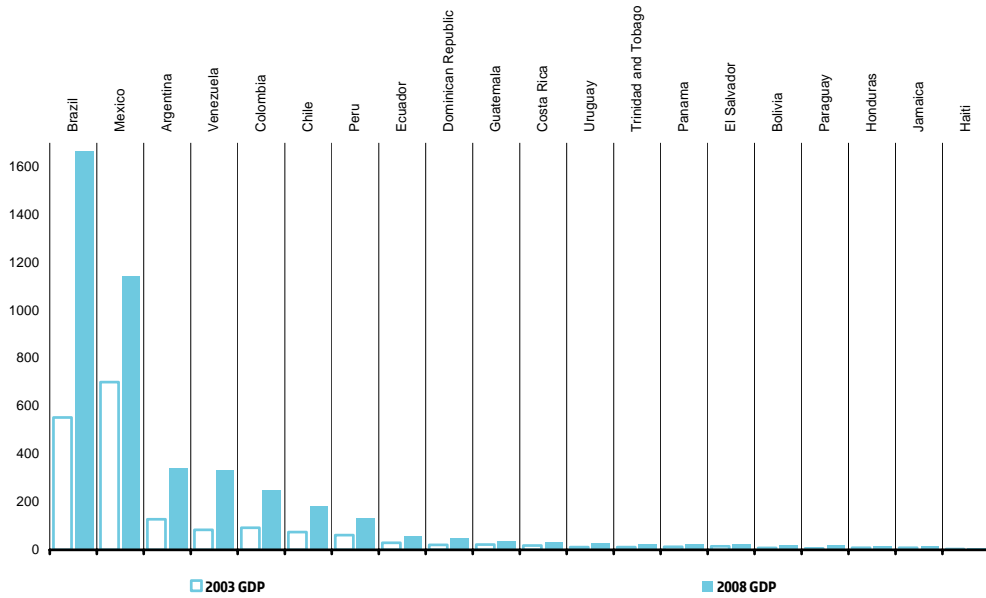


Market Intelligence based on: IMF, Statistics, (April 2009); www.imf.org; Sigma, Non-Life Data, (2009); www.swissre.com

ECONOMIC OUTPUT

2003
vs.
2008

Gross Domestic Product (in billion USD)



ORIGINAL DATA BASED ON:

> www.imf.org

ADDITIONAL USEFUL LINKS:

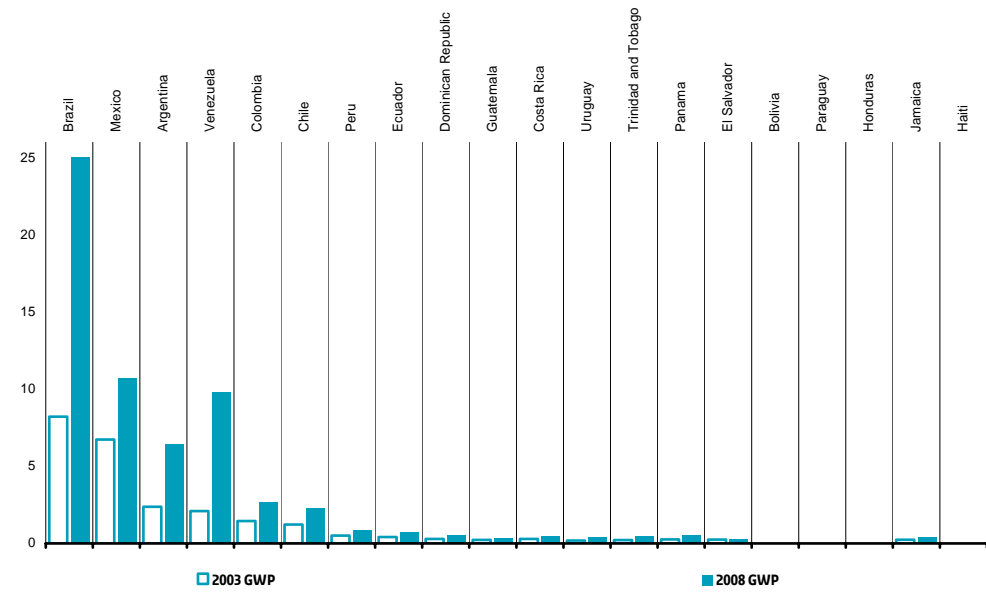
> www.worldbank.org
 > www.gapminder.org
 > www.globaleddge.msu.edu

MANAGING AGENT DOWNLOAD:
 Managing Agents can download raw data from Global Opportunities Spreadsheet available at:
 > www.lloyds.com/marketintelligence

INSURANCE MARKET

2003
vs.
2008

Non-Life Direct Gross Written Premiums (in billion USD)



ORIGINAL DATA BASED ON:

> www.swissre.com

NOTE: * no data available

ADDITIONAL USEFUL LINKS:

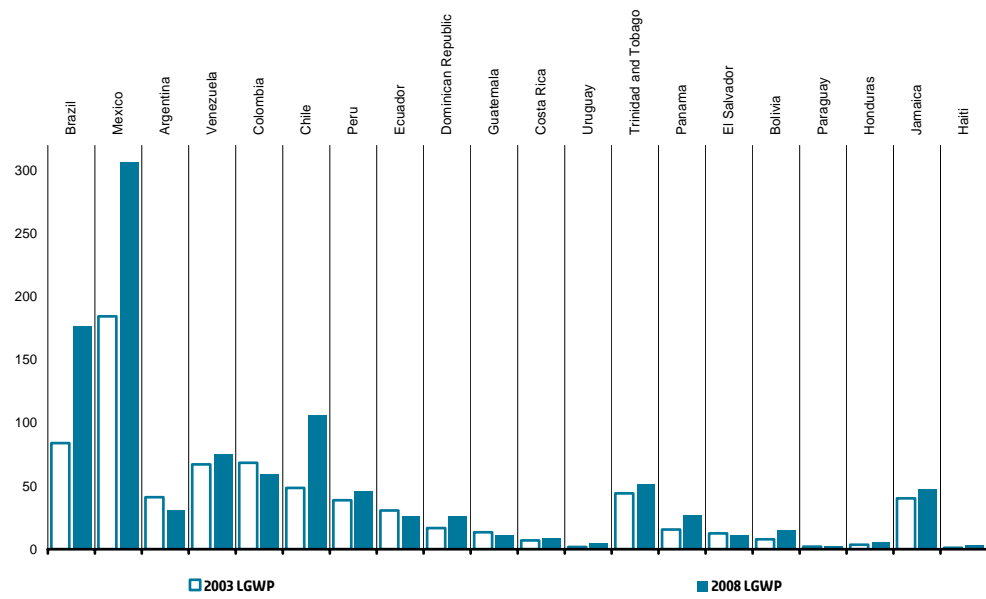
> www.iii.org/international/profiles

MANAGING AGENT DOWNLOAD:
 Managing Agents can download raw data from Global Opportunities Spreadsheet available at:
 > www.lloyds.com/marketintelligence

LLOYD'S

2003
vs.
2008

Lloyd's Total Gross Written Premiums (in million USD)



ORIGINAL DATA BASED ON:

> www.xchanging.com/

ADDITIONAL USEFUL LINKS:

> www.ambest.com
 > www.fitchratings.com
 > www.moody.com
 > www.standardandpoors.com

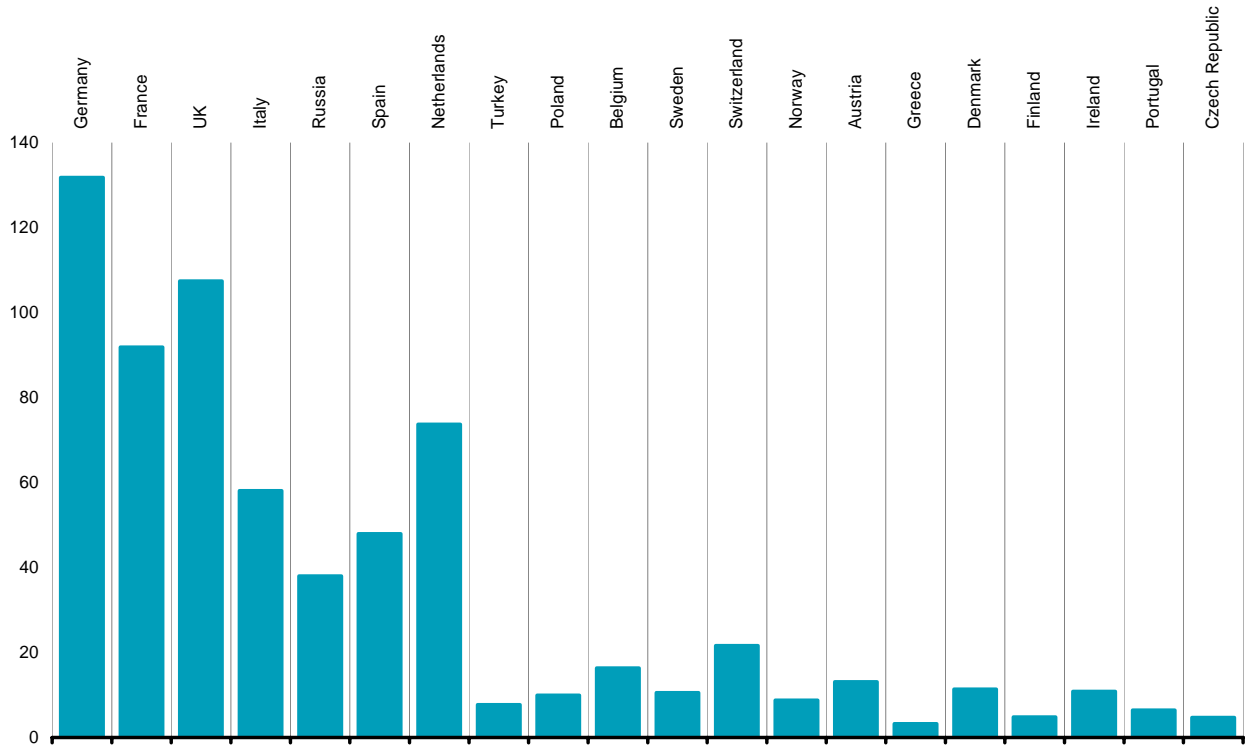
MANAGING AGENT DOWNLOAD:
 Managing Agents can download raw data from Global Opportunities Spreadsheet available at:
 > www.lloyds.com/marketintelligence

2008
Gross Domestic Product
(in billion USD)

3,818	2,978	2,787	2,399	1,779	1,683	909	799	567	531	513	493	481	432	374	370	288	285	255	217
-------	-------	-------	-------	-------	-------	-----	-----	-----	-----	-----	-----	-----	-----	-----	-----	-----	-----	-----	-----

INSURANCE MARKET

2008
Non-Life Direct Gross Written Premiums
(in billion USD)



Market Intelligence based on: IMF, Statistics, (April 2009); www.imf.org; Sigma, Non-Life Data, (2009); www.swissre.com; * figures unavailable

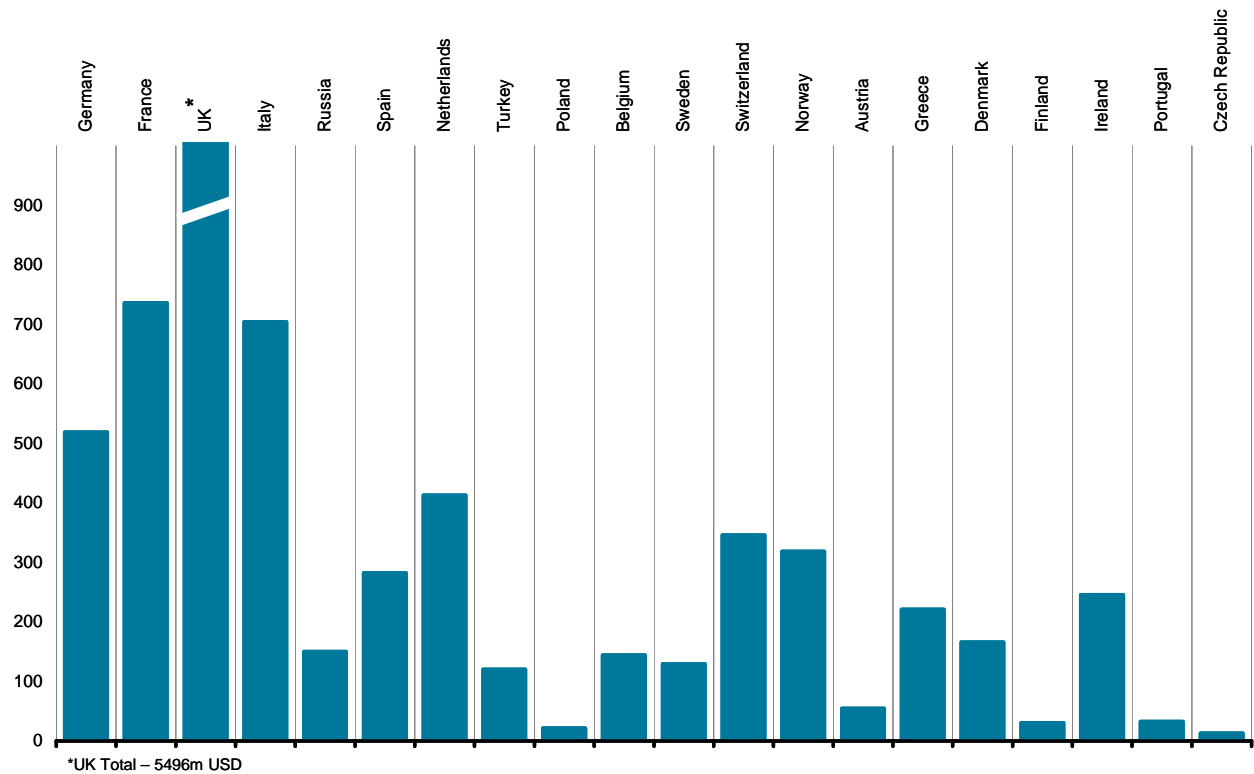
2008
Lloyd's Penetration
(as % of total ins. market)

2008 LLOYD'S PENETRATION (=Lloyd's Total GWP divided by Total Insurance Market GWP)

0.4	0.8	5.1	1.2	0.4	0.6	0.6	1.6	0.2	0.9	1.2	1.6	3.6	0.4	6.9	1.5	0.6	2.3	0.5	0.3
-----	-----	-----	-----	-----	-----	-----	-----	-----	-----	-----	-----	-----	-----	-----	-----	-----	-----	-----	-----

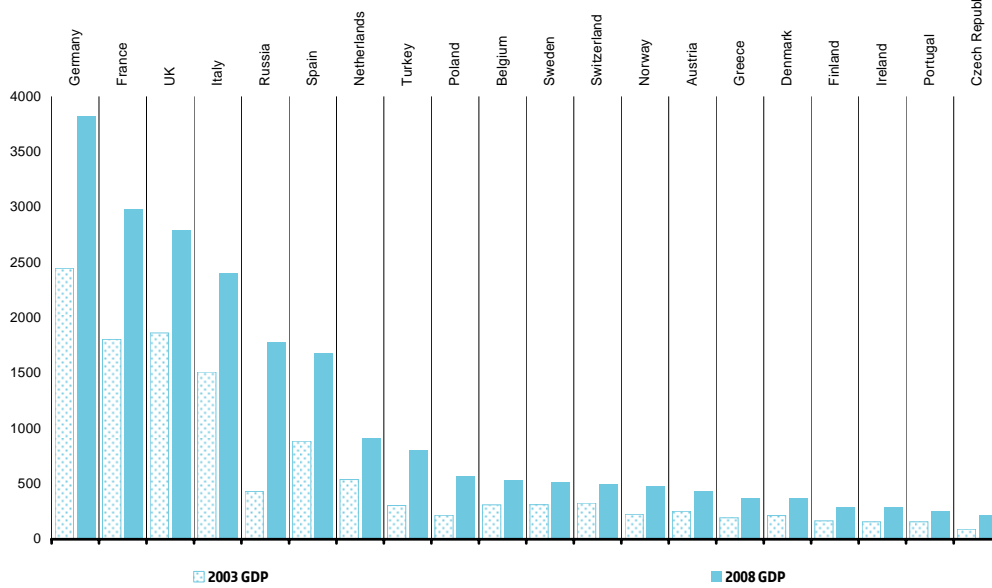
LLOYD'S

2008
Lloyd's Total Gross Written Premiums
(in million USD)



Market Intelligence based on: IMF, Statistics, (April 2009); www.imf.org; Sigma, Non-Life Data, (2009); www.swissre.com

ECONOMIC OUTPUT



ORIGINAL DATA BASED ON:

> www.imf.org

ADDITIONAL USEFUL LINKS:

> www.worldbank.org
 > www.gapminder.org
 > www.globaledege.msu.edu

MANAGING AGENT DOWNLOAD:

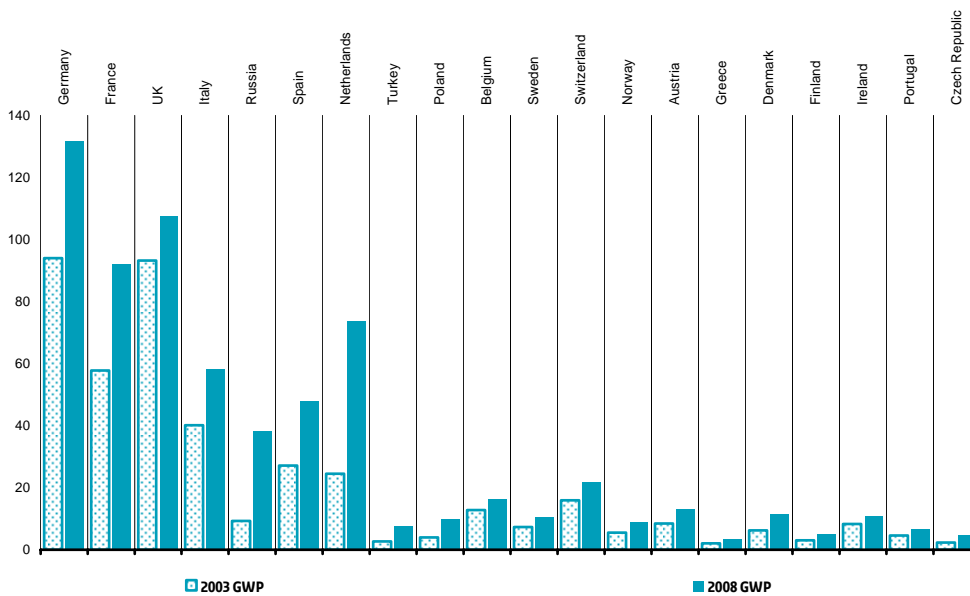
Managing Agents can download raw data from Global Opportunities Spreadsheet available at:

> www.lloyds.com/marketintelligence

INSURANCE MARKET

2003
VS.
2008

Non-Life Direct Gross Written Premiums (in billion USD)



ORIGINAL DATA BASED ON:

> www.swissre.com

NOTE: * no data available

ADDITIONAL USEFUL LINKS:

> www.iii.org/international/profiles

MANAGING AGENT DOWNLOAD:

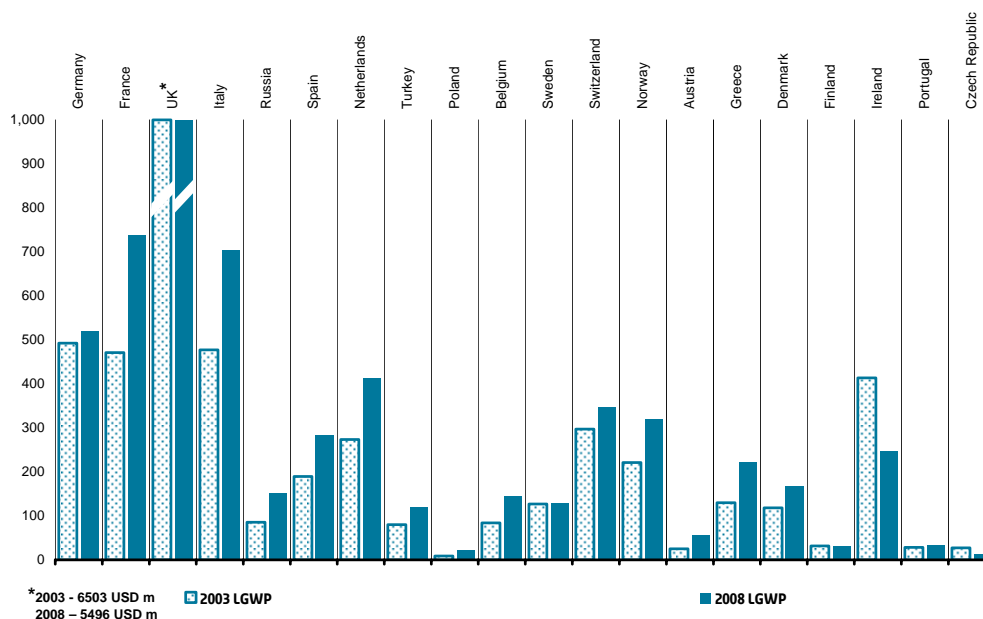
Managing Agents can download raw data from Global Opportunities Spreadsheet available at:

> www.lloyds.com/marketintelligence

LLOYD'S

2003
VS.
2008

Lloyd's Total Gross Written Premiums (in million USD)



ORIGINAL DATA BASED ON:

> www.xchanging.com/

ADDITIONAL USEFUL LINKS:

> www.ambest.com
 > www.fitchratings.com
 > www.moody.com
 > www.standardandpoors.com

MANAGING AGENT DOWNLOAD:

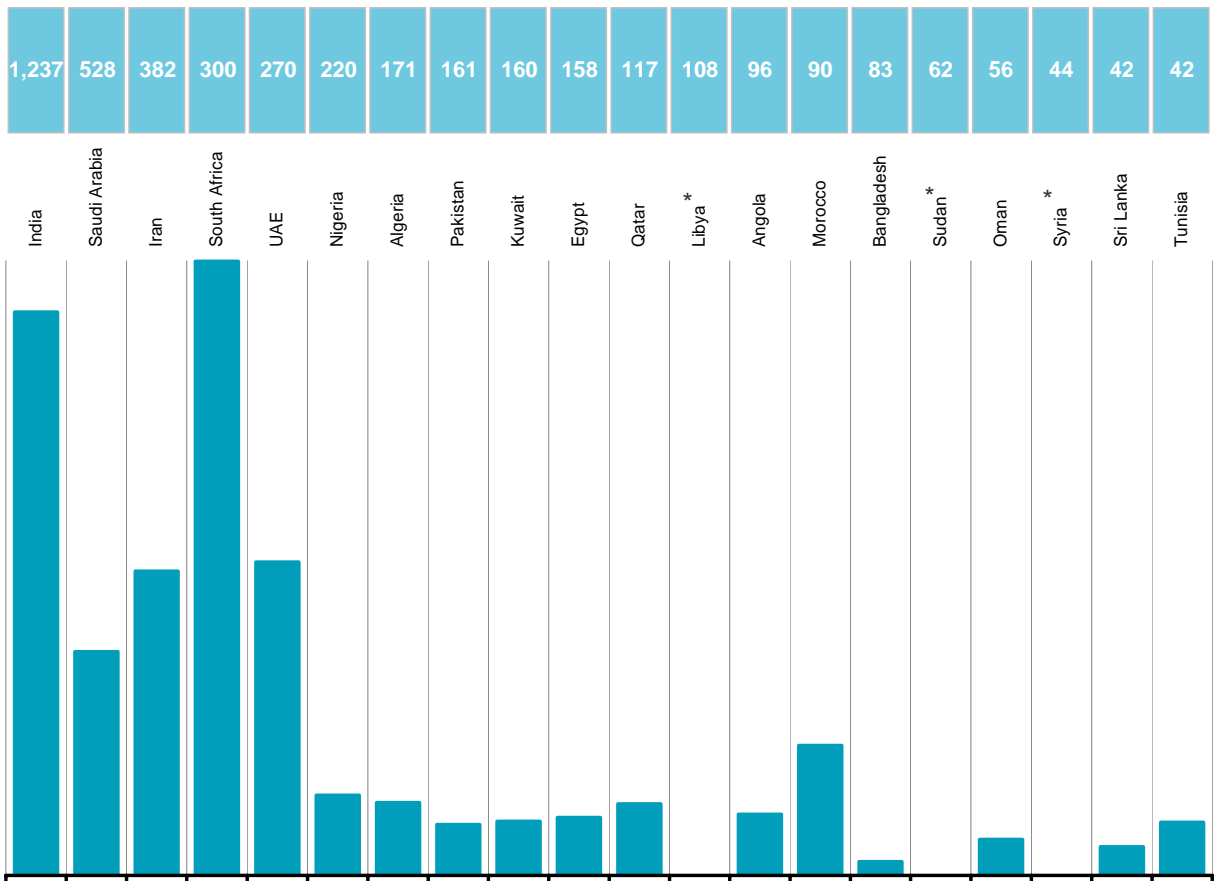
Managing Agents can download raw data from Global Opportunities Spreadsheet available at:

> www.lloyds.com/marketintelligence

2008
Gross Domestic Product
(in billion USD)

INSURANCE MARKET

2008
Non-Life Direct Gross Written Premiums
(in billion USD)

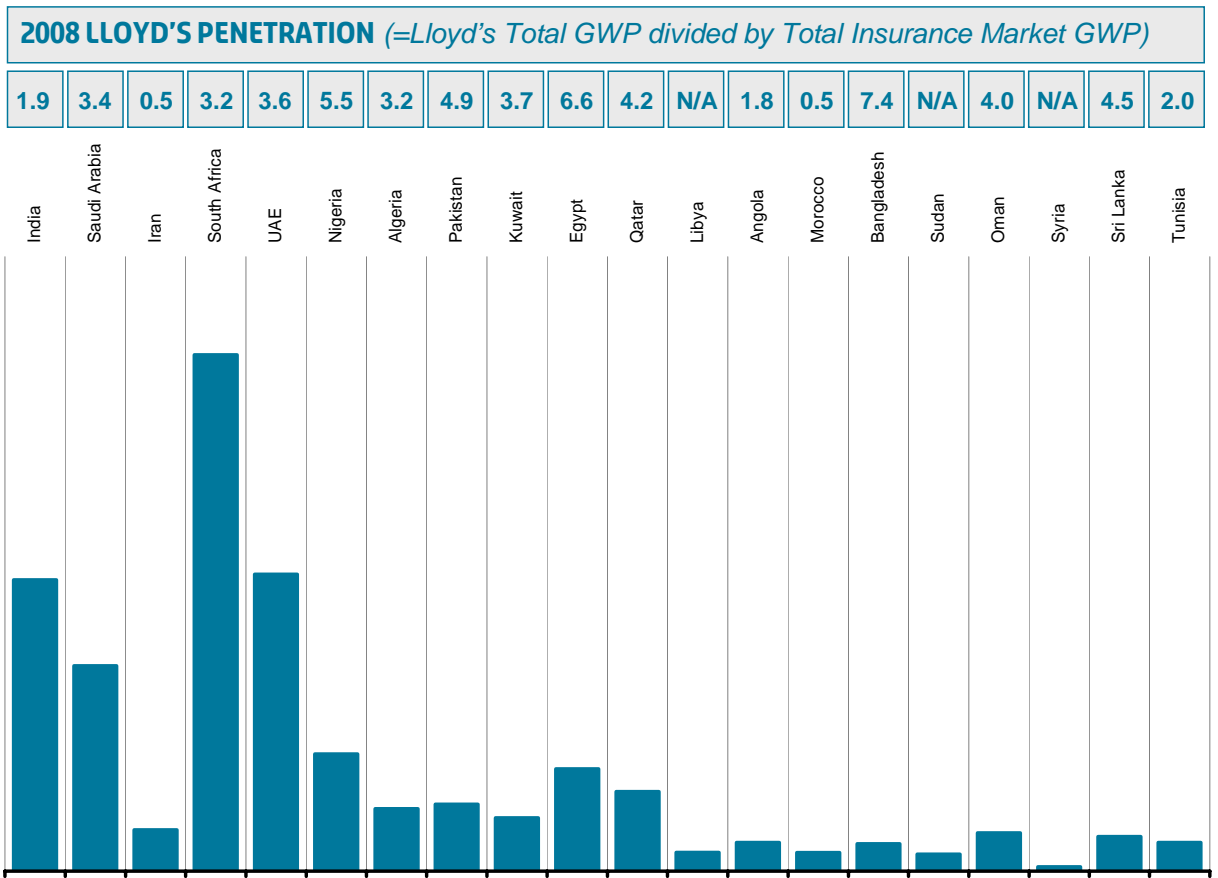


Market Intelligence based on: IMF, Statistics, (April 2009); www.imf.org; Sigma, Non-Life Data, (2009); www.swissre.com; * figures unavailable

2008
Lloyd's Penetration
(as % of total ins. market)

LLOYD'S

2008
Lloyd's Total Gross Written Premiums
(in million USD)

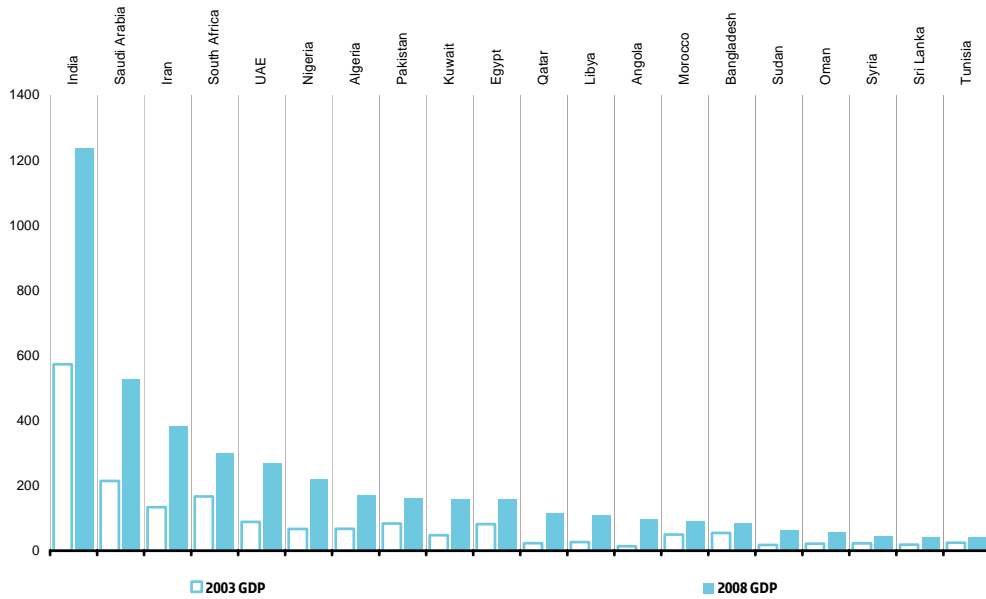


Market Intelligence based on: IMF, Statistics, (April 2009); www.imf.org; Sigma, Non-Life Data, (2009); www.swissre.com

ECONOMIC OUTPUT

2003
VS.
2008

Gross Domestic Product (in billion USD)



ORIGINAL DATA BASED ON:

> www.imf.org

ADDITIONAL USEFUL LINKS:

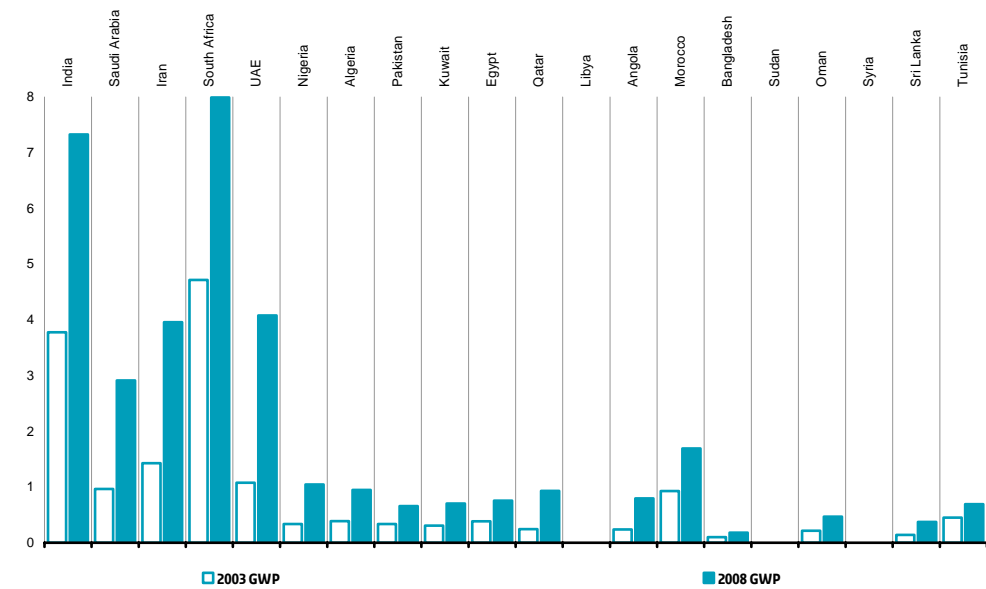
> www.worldbank.org
 > www.gapminder.org
 > www.globaledge.msu.edu

MANAGING AGENT DOWNLOAD:
 Managing Agents can download raw data from Global Opportunities Spreadsheet available at:
 > www.lloyds.com/marketintelligence

INSURANCE MARKET

2003
VS.
2008

Non-Life Direct Gross Written Premiums (in billion USD)



ORIGINAL DATA BASED ON:

> www.swissre.com

NOTE: * no data available

ADDITIONAL USEFUL LINKS:

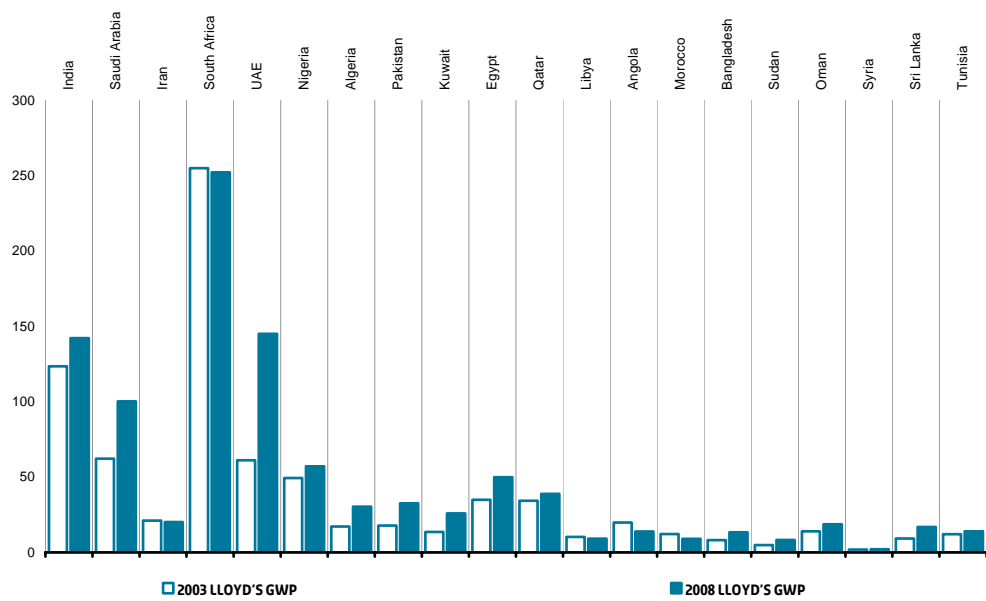
> www.iii.org/international/profiles

MANAGING AGENT DOWNLOAD:
 Managing Agents can download raw data from Global Opportunities Spreadsheet available at:
 > www.lloyds.com/marketintelligence

LLOYD'S

2003
VS.
2008

Lloyd's Total Gross Written Premiums (in million USD)



ORIGINAL DATA BASED ON:

> www.xchanging.com/

ADDITIONAL USEFUL LINKS:

> www.ambest.com
 > www.fitchratings.com
 > www.moodys.com
 > www.standardandpoors.com

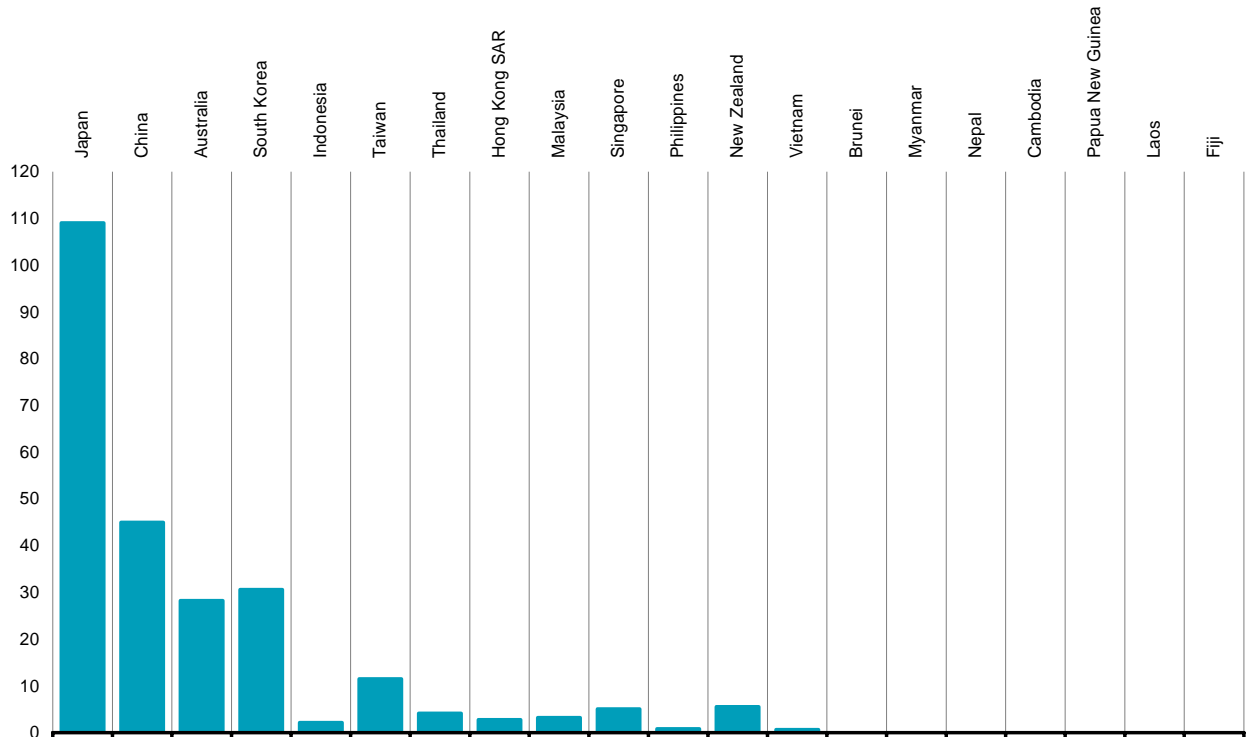
MANAGING AGENT DOWNLOAD:
 Managing Agents can download raw data from Global Opportunities Spreadsheet available at:
 > www.lloyds.com/marketintelligence

2008
Gross Domestic Product
(in billion USD)

4,844	4,222	1,069	953	497	424	272	224	215	193	172	136	91	17	14	13	11	6	5	4
-------	-------	-------	-----	-----	-----	-----	-----	-----	-----	-----	-----	----	----	----	----	----	---	---	---

INSURANCE MARKET

2008
Non-Life Direct Gross Written Premiums
(in billion USD)



Market Intelligence based on: IMF, Statistics, (April 2009); www.imf.org; Sigma, Non-Life Data, (2009); www.swissre.com; * figures unavailable

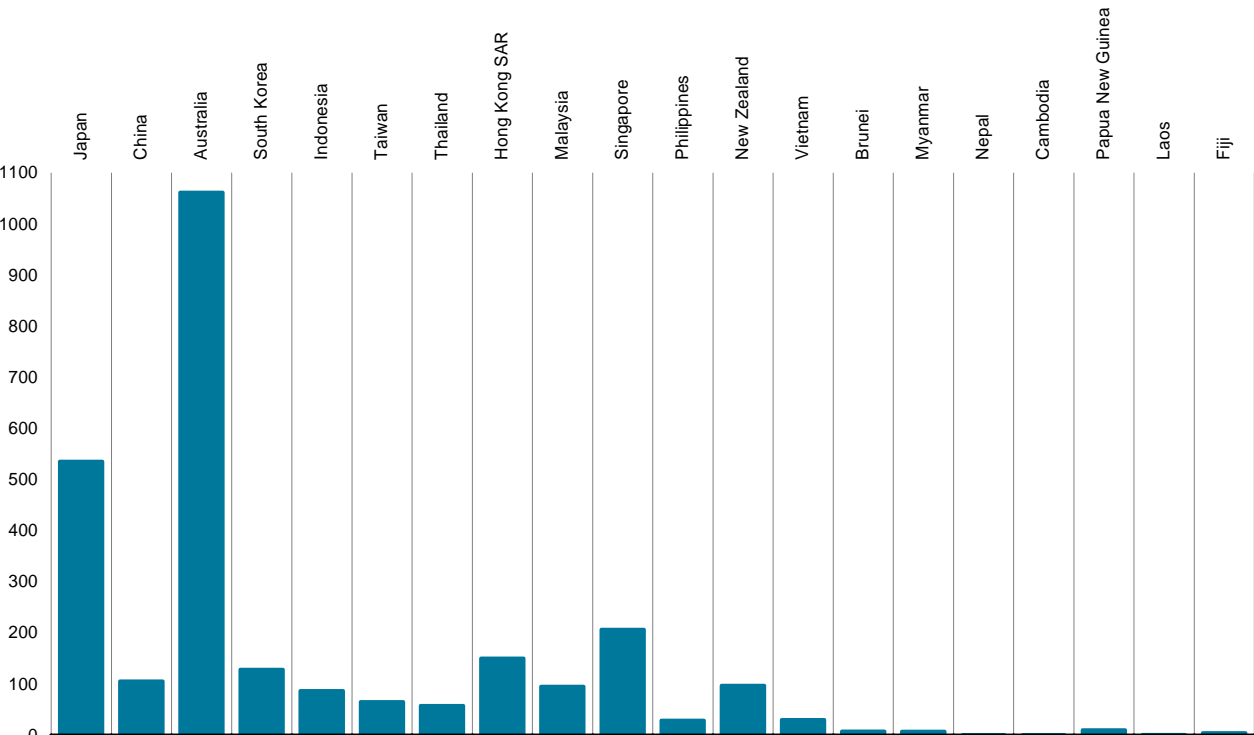
2008
Lloyd's Penetration
(as % of total ins. market)

2008 LLOYD'S PENETRATION (=Lloyd's Total GWP divided by Total Insurance Market GWP)

0.5	0.2	3.8	0.4	4.0	0.6	1.4	5.4	3.0	4.1	3.4	1.8	4.9	N/A	N/A	N/A	N/A	N/A	N/A	N/A
-----	-----	-----	-----	-----	-----	-----	-----	-----	-----	-----	-----	-----	-----	-----	-----	-----	-----	-----	-----

LLOYD'S

2008
Lloyd's Total Gross Written Premiums
(in million USD)

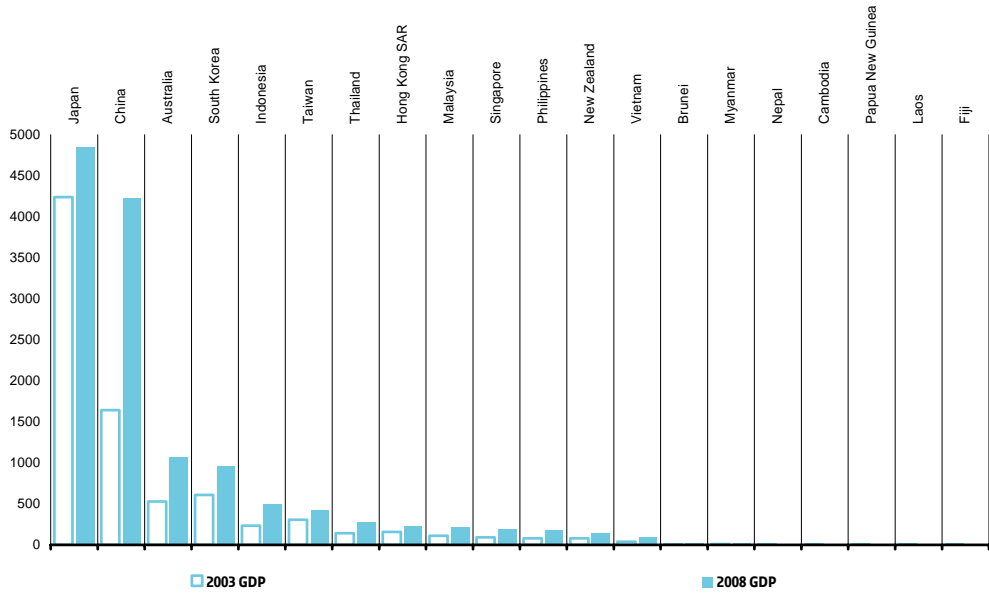


Market Intelligence based on: IMF, Statistics, (April 2009); www.imf.org; Sigma, Non-Life Data, (2009); www.swissre.com

ECONOMIC OUTPUT

2003
vs.
2008

Gross Domestic Product (in billion USD)



ORIGINAL DATA BASED ON:

> www.imf.org

ADDITIONAL USEFUL LINKS:

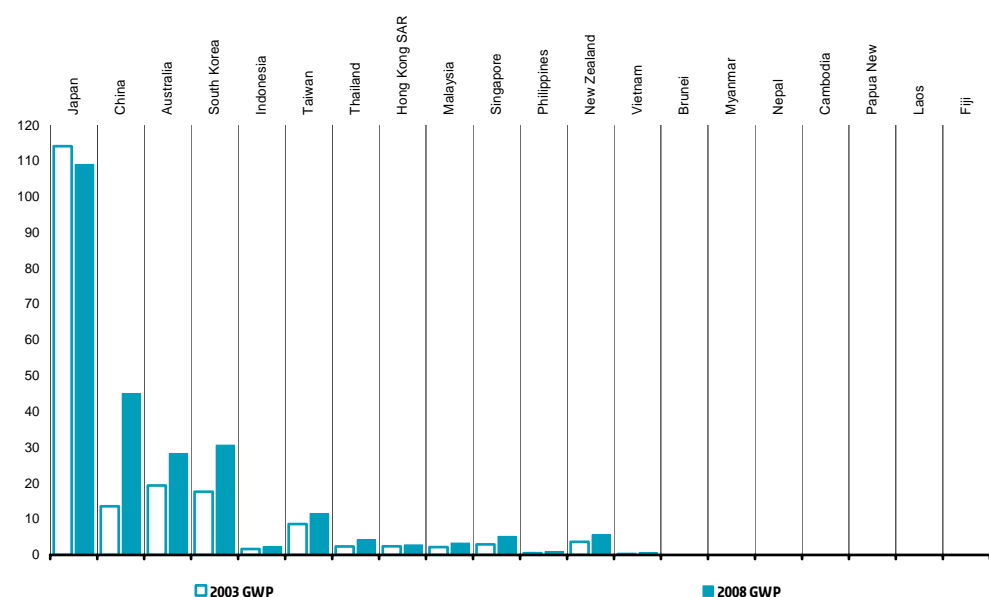
> www.worldbank.org
 > www.gapminder.org
 > www.globaleddge.msu.edu

MANAGING AGENT DOWNLOAD:
 Managing Agents can download raw data from Global Opportunities Spreadsheet available at:
 > www.lloyds.com/marketintelligence

INSURANCE MARKET

2003
vs.
2008

Non-Life Direct Gross Written Premiums (in billion USD)



ORIGINAL DATA BASED ON:

> www.swissre.com

NOTE: * no data available

ADDITIONAL USEFUL LINKS:

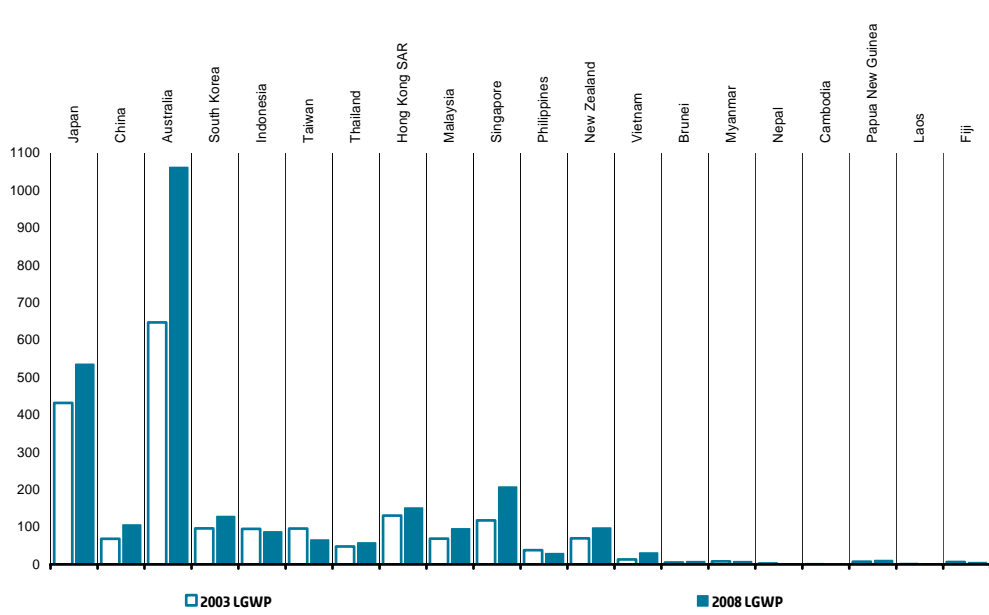
> www.iii.org/international/profiles

MANAGING AGENT DOWNLOAD:
 Managing Agents can download raw data from Global Opportunities Spreadsheet available at:
 > www.lloyds.com/marketintelligence

LLOYD'S

2003
vs.
2008

Lloyd's Total Gross Written Premiums (in million USD)



ORIGINAL DATA BASED ON:

> www.xchanging.com/

ADDITIONAL USEFUL LINKS:

> www.ambest.com
 > www.fitchratings.com
 > www.moodys.com
 > www.standardandpoors.com

MANAGING AGENT DOWNLOAD:
 Managing Agents can download raw data from Global Opportunities Spreadsheet available at:
 > www.lloyds.com/marketintelligence



Disclaimer

This document is intended for general information purposes only. Whilst all care has been taken to ensure the accuracy of the information Lloyd's does not accept any responsibility for any errors or omissions. Lloyd's does not accept any responsibility or liability for any loss to any person acting or refraining from action as a result of, but not limited to, any statement, fact, figure, expression of opinion or belief obtained in this document".